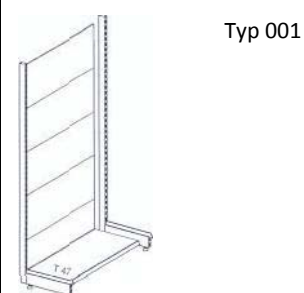

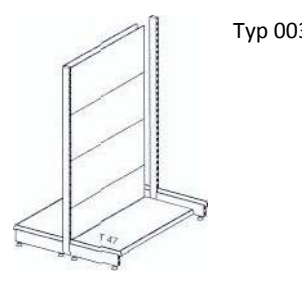

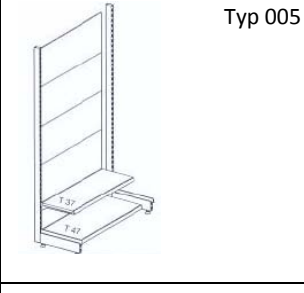
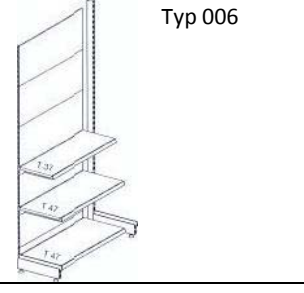
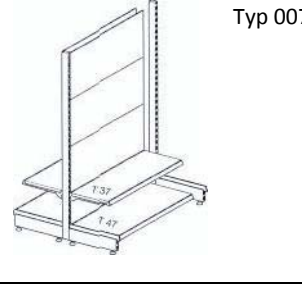
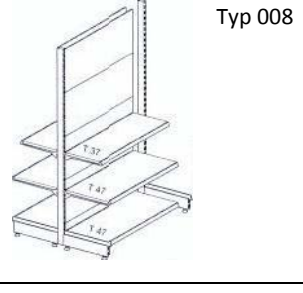
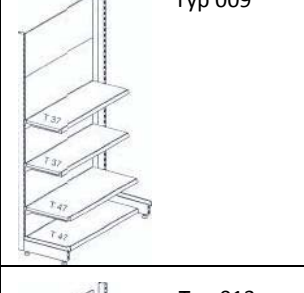
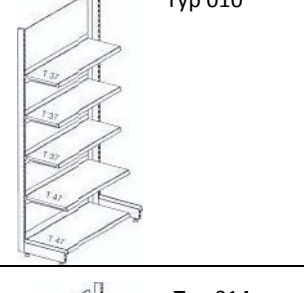
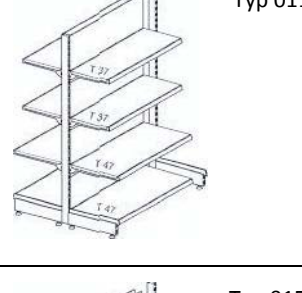
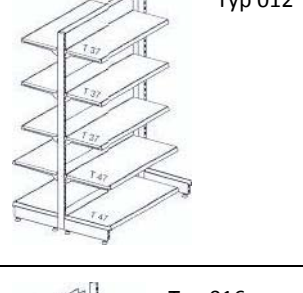
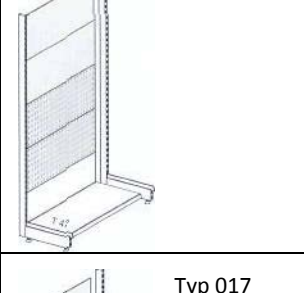
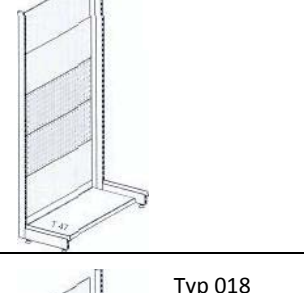
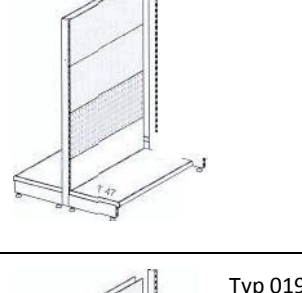
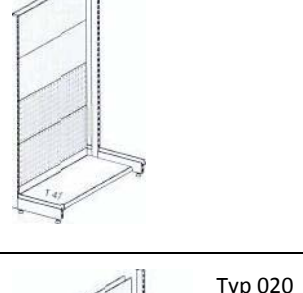
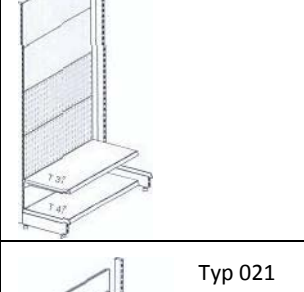
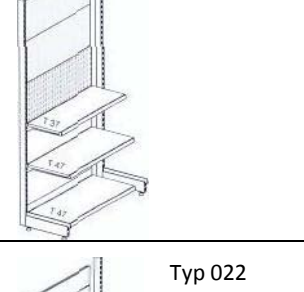
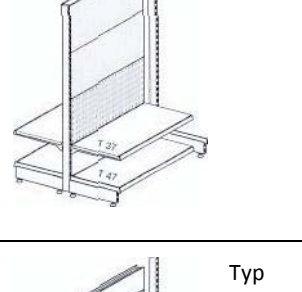
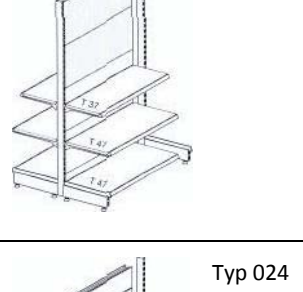
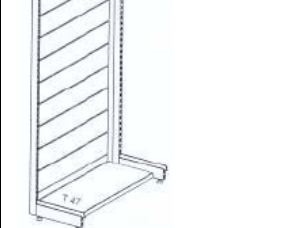
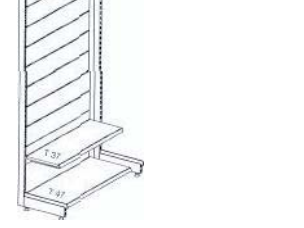

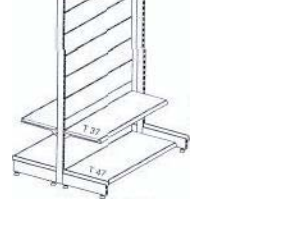


Aufbaubeispiele

Wandregal H 200 cm	Wandregal H 220 cm	Gondel H 160 cm	Gondel H 180 cm	
 Typ 001	 Typ 002	 Typ 003	 Typ 004	Rückwände glatt
 Typ 005	 Typ 006	 Typ 007	 Typ 008	
 Typ 009	 Typ 010	 Typ 011	 Typ 012	Rückwände glatt
 Typ 013	 Typ 014	 Typ 015	 Typ 016	Rückwände RL oder SL
 Typ 017	 Typ 018	 Typ 019	 Typ 020	
 Typ 021	 Typ 022	 Typ 023	 Typ 024	Panele Rückwände

Mit diesen Regalschnitten zeigen wir einige Variationsmöglichkeiten. Die ausführlichen Stücklisten und detaillierte Angaben können Sie Jederzeit bei uns anfordern.